

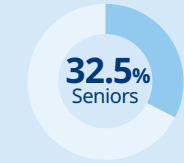
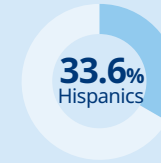
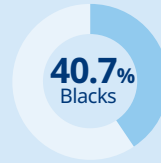


# The State of Obesity in Illinois



**3,114,857**  
Adults living with obesity<sup>1,2</sup>

**31.6%**  
Percentage of adults with obesity<sup>2</sup>



## Obesity is associated with more than 60 comorbidities<sup>3</sup>



**11.3%**  
Adult diabetes rate<sup>4</sup>



**32.2%**  
Adult hypertension rate<sup>5</sup>



**31.5%**  
Adult high cholesterol rate<sup>6</sup>



## National obesity statistics

By 2030, nearly **1 in 2** adults in the United States are projected to have obesity (BMI  $\geq 30$  kg/m<sup>2</sup>), and nearly **1 in 4** adults are projected to have Class II or III obesity (BMI  $\geq 35$  kg/m<sup>2</sup>)<sup>7,8</sup>



Employees with obesity incur a more than **2.5X increase in cost** vs employees with normal weight<sup>8,a</sup>



Absence due to illness or injury is increased **128%** for employees with obesity: **3 additional days** per year<sup>9</sup>

**\$271 to \$542** Annual productivity loss per employee with obesity<sup>9</sup>

**\$14,341 to \$28,321** Cost per employee with obesity per year<sup>8,b</sup>

BMI=body mass index.

<sup>a</sup>Includes medical, pharmacy, sick days, disability, presenteeism, and workers' compensation costs. Cost increase depends on class (severity) of obesity.

<sup>b</sup>Range is based on class (severity) of obesity.

## Novo Nordisk in Illinois

Novo Nordisk has spent more than 2 decades researching the science behind obesity and developing innovative treatments. We have an industry-leading pipeline and our R&D efforts are ongoing because we know there are many pathways to treating obesity. We are committed to changing how this disease is viewed, prevented, and treated.

**References:** **1.** U.S. Census Bureau. 2019. ACS 1-year estimates subject tables. <https://data.census.gov/cedsci/table?q=United%20States&t=Age%20and%20Sex&g=0100000US.04000.001&y=2019&tid=ACST1Y2019.S0101&hidePreview=true&moe=false>. Accessed July 20, 2021. **2.** Nutrition, physical activity, and obesity: data trends and maps. Centers for Disease Control and Prevention website. [https://nccd.cdc.gov/dnpao\\_dtm/rdPage.aspx?rdReport=DNPAO\\_DTM.ExploreByTopic&isClass=OWS&isTopic=OWS1&go=GO](https://nccd.cdc.gov/dnpao_dtm/rdPage.aspx?rdReport=DNPAO_DTM.ExploreByTopic&isClass=OWS&isTopic=OWS1&go=GO). Accessed September 9, 2021. **3.** What is obesity? Obesity Medicine Association website. <https://obesitymedicine.org/what-is-obesity/>. Accessed September 9, 2021. **4.** BRFSS prevalence trends & data: diabetes. Centers for Disease Control and Prevention website. [https://nccd.cdc.gov/BRFSSPrevalence/rdPage.aspx?rdReport=DPH\\_BRFSS.ExploreByTopic&irbLocationType=StatesAndMMSA&isClass=CLASS10&isTopic=TOPIC31&isYear=2019&rdRnd=7481](https://nccd.cdc.gov/BRFSSPrevalence/rdPage.aspx?rdReport=DPH_BRFSS.ExploreByTopic&irbLocationType=StatesAndMMSA&isClass=CLASS10&isTopic=TOPIC31&isYear=2019&rdRnd=7481). Accessed September 9, 2021. **5.** BRFSS prevalence & trends data: high blood pressure. Centers for Disease Control and Prevention website. [https://nccd.cdc.gov/BRFSSPrevalence/rdPage.aspx?rdReport=DPH\\_BRFSS.ExploreByTopic&irbLocationType=StatesAndMMSA&isClass=CLASS10&isTopic=TOPIC31&isYear=2019&rdRnd=74815](https://nccd.cdc.gov/BRFSSPrevalence/rdPage.aspx?rdReport=DPH_BRFSS.ExploreByTopic&irbLocationType=StatesAndMMSA&isClass=CLASS10&isTopic=TOPIC31&isYear=2019&rdRnd=74815). September 7, 2021. **6.** BRFSS prevalence & trends data: cholesterol high. Centers for Disease Control and Prevention website. [https://nccd.cdc.gov/BRFSSPrevalence/rdPage.aspx?rdReport=DPH\\_BRFSS.ExploreByTopic&irbLocationType=StatesAndMMSA&isClass=CLASS02&isTopic=TOPIC12&isYear=2019&rdRnd=19278](https://nccd.cdc.gov/BRFSSPrevalence/rdPage.aspx?rdReport=DPH_BRFSS.ExploreByTopic&irbLocationType=StatesAndMMSA&isClass=CLASS02&isTopic=TOPIC12&isYear=2019&rdRnd=19278). Accessed September 9, 2021. **7.** Ward ZJ, Bleich SN, Cradock AL, et al. Projected U.S. state-level prevalence of adult obesity and severe obesity. *N Engl J Med.* 2019;381(25):2440-2450. **8.** Ramasamy A, Laliberté F, Aktavoukian SA, et al. Direct and indirect cost of obesity among the privately insured in the United States. *JOEM.* 2019;61(11):877-886. **9.** Cawley J, Biener A, Meyerhoefer C, et al. Job absenteeism costs of obesity in the United States: national and state-level estimates. *J Occup Environ Med.* 2021;63(7):565-573.

Novo Nordisk is a registered trademark of Novo Nordisk A/S.

© 2021 Novo Nordisk

All rights reserved.

US210B00421

September 2021

